


Name Adam Johnson



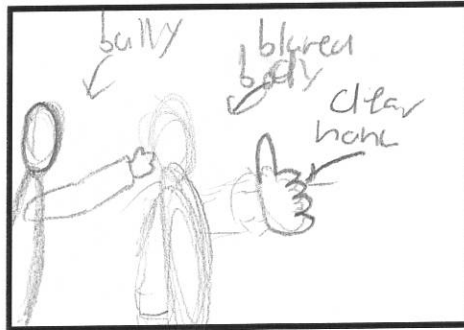

### Bill Armstrong style photoshoot



Things I need to do during the photoshoot to take photos in the style of Bill Armstrong:

make it unfocused and Add Colour.


### Photo composition ideas



Things I will do to edit my photos after the photo shoot: lens blur the selected things.

Name *Lubomir Ondo*

### Bill Armstrong style photoshoot








Things I need to do during the photoshoot to take photos in the style of Bill Armstrong:

- Have a model
- Colour jacket or jumper
- Different background
- Viewpoint
- Perspective

- Full or half body photos
- Body shape
- Composition

### Photo composition ideas




Things I will do to edit my photos after the photo shoot:

- Blur
- Have a black frame which is blurred






Name Nikki.

### Bill Armstrong style photoshoot



Things I need to do during the photoshoot to take photos in the style of Bill Armstrong: I need to take photos which are unfocused with colour and different backgrounds and make it quite abstract.


### Photo composition ideas



Things I will do to edit my photos after the photo shoot: Change the contrast.

Name *Georgina Beckett*

### Bill Armstrong style photoshoot



Things I need to do during the photoshoot to take photos in the style of Bill Armstrong:

*Have blurred photos  
bright colours  
Clear out line of person*

#### Photo composition ideas


*Trust fall*



*Helping up*



*The Back*



*Long distance*



*Running into the distance*


Things I will do to edit my photos after the photo shoot: *I will blur it*

*Make it brighter*

*I will make the background smooth*

Name Sonila





### Bill Armstrong style photoshoot



Things I need to do during the photoshoot to take photos in the style of Bill Armstrong:

- Use bright props
- Need to take photos of people
- Make sure the camera isn't in focus.
- Make colours contrast each other.

#### Photo composition ideas




Things I will do to edit my photos after the photo shoot:

- I will make the human blurry and contrast the colours.



Name Oliver Biddle




### Bill Armstrong style photoshoot



Things I need to do during the photoshoot to take photos in the style of Bill Armstrong:

Make sure that I only get the back ground and the person

### Photo composition ideas




Things I will do to edit my photos after the photo shoot:

I will edit out any one in the back ground

Name Kayleigh Kettle

### Bill Armstrong style photoshoot




Things I need to do during the photoshoot to take photos in the style of Bill Armstrong:




- Need to blur out figure
- Find contrasting backgrounds

### Photo composition ideas

Rule of thirds



Centre of backgrounds




Things I will do to edit my photos after the photo shoot:

- add colour
- Blur more

Name Lois BROWN



### Bill Armstrong style photoshoot



Things I need to do during the photoshoot to take photos in the style of Bill Armstrong:

Bright colours  
bluer images

### Photo composition ideas




Things I will do to edit my photos after the photo shoot:

- blur photo
- Over saturate the colour



Name *Kate Berry*



### Bill Armstrong style photoshoot



Things I need to do during the photoshoot to take photos in the style of Bill Armstrong:

Have people in different positions and a ~~dark~~ colourful clothing. Have a colourful background. Have my camera in unfocused.

#### Photo composition ideas




Things I will do to edit my photos after the photo shoot:

- make more colourful
- more blur
- darken the person

Name Katie

## Bill Armstrong style photoshoot






Things I need to do during the photoshoot to take photos in the style of Bill Armstrong:

- Make model stand still in a simple stance.
- Have bright colours.
- take a full body photo.

### Photo composition ideas

Sat down  
(zen)  
Plain background  
colorful clothes.

bright background  
dark plain person.  
Light above person.  
shadows.



Looking down  
at ground/out  
in the distance  
both colourful.

Things I will do to edit my photos after the photo shoot:

- Make them blurred
- emphasise colours and shadows.

Person stood  
excited/happy  
Contrasting colours.

Jumping in  
air bright  
summer.