


Name Callum McCormack 10E1


Bill Armstrong style photoshoot



Things I need to do during the photoshoot to take photos in the style of Bill Armstrong:

take different photos in different locations
position the person in the center and then change
positions and posture

Photo composition ideas




Things I will do to edit my photos after the photo shoot:

I am going to use a blur filter to blur the photos and I will make the colours brighter

Name Adam Johnson



Bill Armstrong style photoshoot



Things I need to do during the photoshoot to take photos in the style of Bill Armstrong:

Make them blurry, add full body and body language.

Photo composition ideas




Things I will do to edit my photos after the photo shoot:

lens blurry more contrast.

Name *Beth Pulley*


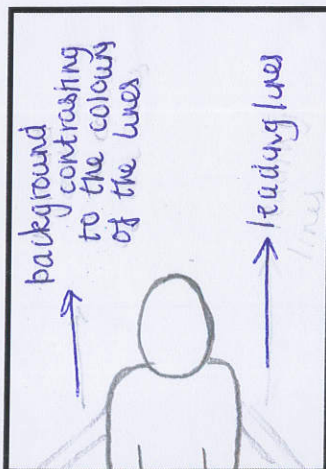

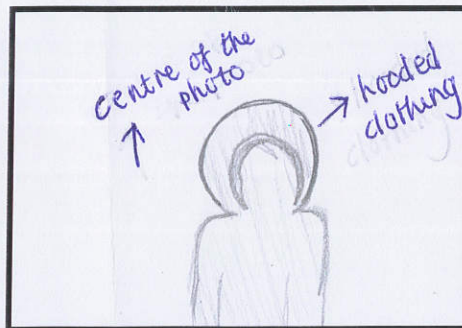
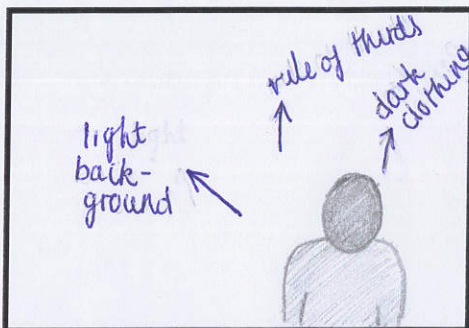
Bill Armstrong style photoshoot



Things I need to do during the photoshoot to take photos in the style of Bill Armstrong:

- Think of contrasting backgrounds to the model.
- How I am going to position my model to make the figure look effective in the photo.
- The camera not being in focus for some.

Photo composition ideas




Things I will do to edit my photos after the photo shoot:

- Blur some of my clear pictures
- Change the colours
- Brightness & contrast

Name Shannon


Bill Armstrong style photoshoot



Things I need to do during the photoshoot to take photos in the style of Bill Armstrong:

- blur the photos out
- strong colours
-

Photo composition ideas




Things I will do to edit my photos after the photo shoot:

- make the photos blurry
- change contrast.

Name Jess Sutor



Bill Armstrong style photoshoot



Things I need to do during the photoshoot to take photos in the style of Bill Armstrong:

- Change amount of focus
- Contrast in backgrounds

Photo composition ideas




Things I will do to edit my photos after the photo shoot:

- make things blurry if they aren't already
- change contrast

Name Emily-w






Bill Armstrong style photoshoot



Things I need to do during the photoshoot to take photos in the style of Bill Armstrong:

Distort the photos.
Blur them / out of focus

Photo composition ideas




Things I will do to edit my photos after the photo shoot:

Use the Gaussian blur to make the photos look like the style of Bill Armstrong

Name Shannon Allen





Bill Armstrong style photoshoot



Things I need to do during the photoshoot to take photos in the style of Bill Armstrong: ^{It's}

use the camera out of focus to make it blurry. use bright coloured clothing.

Photo composition ideas




Things I will do to edit my photos after the photo shoot:

- make them colorful
- more blur
- darken person.

Name Ella.




Bill Armstrong style photoshoot



Things I need to do during the photoshoot to take photos in the style of Bill Armstrong:

Make the photos blurry

Photo composition ideas

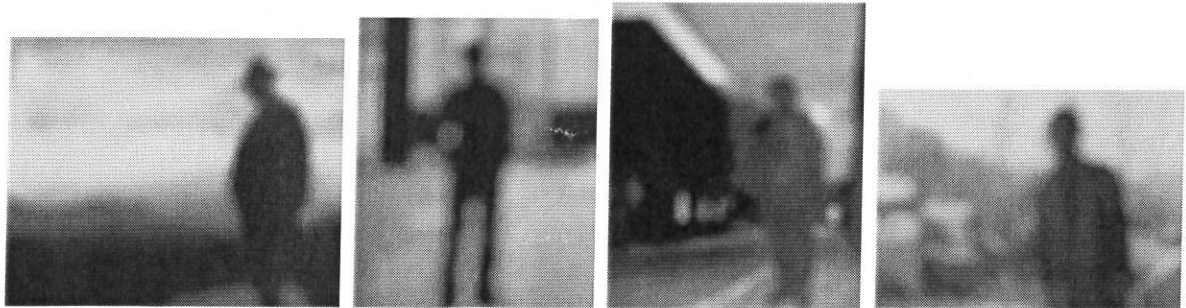


Things I will do to edit my photos after the photo shoot:

I will blur them + make the colours ~~more~~ stand out more.

Name Kim Cleaver

Bill Armstrong style photoshoot



Things I need to do during the photoshoot to take photos in the style of Bill Armstrong:
Find contrasting colours.
Find interesting places.
take some focused and some unfocused pictures

Photo composition ideas




Bricked



Red jacket

Blank / Coloured background (light/dark)



Jacket White shirt



Corridor/hallway




Blank background with window

Things I will do to edit my photos after the photo shoot:

- Change the hue and saturation
- Blur an focused photo.
- lighten pictures.

Name Elliott Bridge


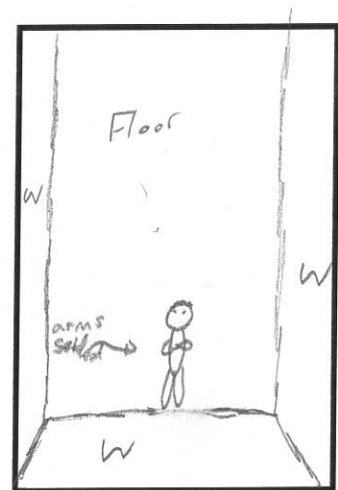


Bill Armstrong style photoshoot



Things I need to do during the photoshoot to take photos in the style of Bill Armstrong:

- Vibrant colours
- Corridors
- Stairs
- Stand in different positions
- Similar uses of composition
- In front of window (whitewashing)
- Bright clothing contrasts to background

Photo composition ideas




W = Walls

Things I will do to edit my photos after the photo shoot:

- Brighten image
- Increase saturation
- clone
- Blur (and blur effects)
- Crop
- Rotation correction
- Contrast
- Colour vibrance
- Hue

Name Lewis Venables

Bill Armstrong style photoshoot








Things I need to do during the photoshoot to take photos in the style of Bill Armstrong:

Take photos in different locations.

Position the person in the center then change to the edge of the photo.

Direct the person to change poses.

Photo composition ideas



Things I will do to edit my photos after the photo shoot:


Make them blurry using 'Gaussian blur filter'

bright up the colours

Crop some unwanted background.


Name Thomas Gant

Bill Armstrong style photoshoot



Things I need to do during the photoshoot to take photos in the style of Bill Armstrong:
is ~~to~~ to make sure that the person who I'm ~~at~~ going to take a photo that they will wear something bright. (If they don't, I could probably make them look like they're wearing something bright.)

Photo composition ideas




Things I will do to edit my photos after the photo shoot:

will do make the photos more blurry and will change the hue/saturation.

Name




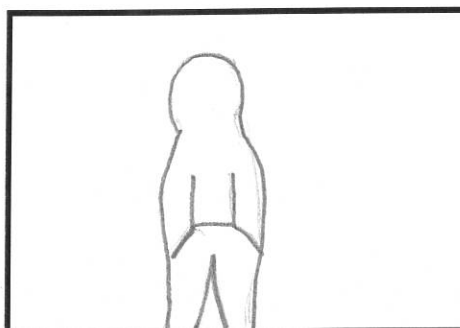

Bill Armstrong style photoshoot



Things I need to do during the photoshoot to take photos in the style of Bill Armstrong:

Use the camera and have it unfocussed to make it blurry. Use bright colours for the clothing.

Photo composition ideas




Things I will do to edit my photos after the photo shoot:

- turn one into black and white
- make one look like a shadow.

Name *fol Conway*




Bill Armstrong style photoshoot



Things I need to do during the photoshoot to take photos in the style of Bill Armstrong:

- Pictures of people in bright colours against a background.
- take off auto focus.
-


Photo composition ideas



Things I will do to edit my photos after the photo shoot:

Name *MAX*





Bill Armstrong style photoshoot



Things I need to do during the photoshoot to take photos in the style of Bill Armstrong:

- Composition
- model
- different viewpoints
- unfocused
- Contrasting
- Complementary colours
- Bright clothes.

Photo composition ideas




Things I will do to edit my photos after the photo shoot:

Put them in black and white so it gives more of a darkening effect.

Name

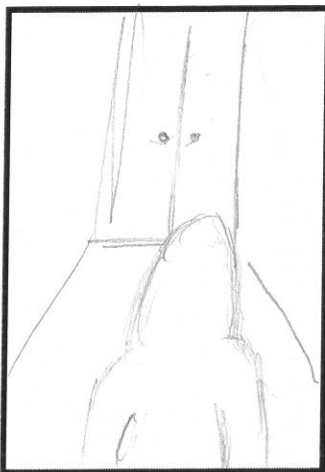


Bill Armstrong style photoshoot



Things I need to do during the photoshoot to take photos in the style of Bill Armstrong:

- Need to have contrast and colourful figures.
- Blurry pics (unfocused)
- Body posture.

Photo composition ideas



Things I will do to edit my photos after the photo shoot:

- change saturation and hue.
- lighten picture
- blur it.